


Paw Prints



A Publication of the GTO Association of Central Ohio

MAY 1991

TO ALL MY GTO FRIENDS,

WELL SPRING IS HERE AND I CAN ALMOST HEAR THE GRASS GROWING AS I WRITE THIS LETTER. I'M SURE ALL OF YOU HAVE YOUR CARS OUT OF STORAGE AND READY TO GO CRUISIN - RIGHT ?

I HOPE TO SEE ALL OF YOU AT THE SHOW ON JUNE 15TH. DON'T FORGET WE HAVE NAME TAGS FOR SALE. IT IS A GOOD THING TO HAVE FOR WE SOMETIMES FORGET THE NAMES OF PEOPLE WE ONLY SEE ONCE A YEAR.

THE BOWLING OUTING WENT WELL EXCEPT ONLY 9 PEOPLE SHOWED UP. THE PEOPLE THAT DID PARTICIPATE SAID THEY HAD A GOOD TIME. I DON'T KNOW WHAT WE HAVE TO DO TO GET PEOPLE INTERESTED IN OUTINGS. IF YOU HAVE ANYTHING YOU THINK WOULD BE FUN PLEASE CALL ME AND MAYBE WE CAN GET TOGETHER AND DO SOMETHING AS A CLUB. WE'LL HAVE MORE ON THE BOWLING OUTING IN NEXT MONTHS PAW PRINTS.

TRY TO GET TO THE MAY AND JUNE MEETINGS THEY WILL BE IMPORTANT ONES WITH INFORMATION ABOUT OUR SHOW AND THE NATIONALS IN JUNE.

REMEMBER THIS IS YOUR CLUB AND YOUR PARTICIPATION IS NEEDED AND WANTED. COME TO THE MEETINGS!!

WELL THAT'S ALL I HAVE TO SAY FOR NOW - SO LONG AND I'LL SEE YOU AT THE MEETING.

JIM

DOCUMENT YOUR GTO

**TO DOCUMENT MOST ALL PONTIACS FROM 1961 TO
PRESENT. SEND \$25.00 CHECK OR MONEY ORDER,
YOUR V.I.N. AND YOUR RETURN ADDRESS TO.**

**PONTIAC HISTORIC SERVICE
P.O. BOX 884
STERLING HEIGHTS, MI.
48311-0884**

GOOD LUCK

**GTO Association of Central Ohio
1991 Officers**

President	Jim Evans 13791 Cable Road Pataskala, OH 43062 614/927-5302
Vice President	Jeff Inskip 598 Old Coach Road Westerville, OH 43081 614/891-6679
Secretary	Nancy Whaley 305 S. Market Street Lithopolis, OH 43136 614/837-4372
Treasurer	Richard Whaley 305 S. Market Street Lithopolis, OH 43136 614/837-4372
Directors	Dave Benson - 614/837-9545 Neal Blankenship - 614/459-0352 Andy Syrkin - 614/766-0346

CALENDER

**MAY 8 REGULAR MEETING
DENNIS PONTIAC
2900 MORSE RD.
7:00 P.M.**

**JUNE 12 REGULAR MEETING
DENNIS PONTIAC**

**JUNE 15 GTOACO SPRING SHOW
AND SWAP MEET
DENNIS PONTIAC
2900 MORSE RD.
FOR SHOW INFORMATION
CALL 614/927-5302
FOR SWAP INFORMATION
CALL 614/836-4235**

**JUNE 19-22 12TH ANNUAL GTOAA
INTERNATIONAL MEET
EXECUTIVE INN
LOUISVILLE, KY.
FOR INFORMATION
CALL 614/927-5302**

April 10, 1991 GTO Association of Central Ohio

Members in attendance were Mark Baker, Jim Evans, Tod Richards, Nancy Whaley, Richard Whaley, Dave Benson, Neal Blankenship, Frank Block.

Meeting was called to order by Jim Evans. The minutes were approved.

Spring Show. Mark Baker has volunteered to be vendor coordinator, Dave Benson is in charge of Pontiacs, Andy Syrkin is in charge of Firebirds and GTOs. He will contact Bob Pollock to judge Firebirds. Jeff Frazier will head up parking and Tod Richards will co assist. The areas that still need attention are exactly where we are holding the show, if service area will be open. Richard Whaley will order the trophies. Jim will get the flyers and artwork for dash plaques. Jeff Inskeep will have flyers out to Lets Go Cruisin next week. Jeff is also still working on getting a food vendor. If he does not get one by next week we will stay with the one we have used in the past.

Bowling Outting: April 27, 7:30 pm at Paradise Lanes, Berwick Shopping Center. Price is \$1.50 per game.

There was discussion on purchasing a copier for the club. There are many things that need to be know to buy one. Suggestion was to check with bank and see about a repossed one. It will be looked into more later and discussed at next months meeting.

50/50 Drawing: Dave Benson. \$3.50 will go to charity.

Meeting Adjourned.

Respectfully submitted by:

Nancy Whaley
Secretary

'67 **Dealer
Service
Information
Bulletin****Attention: Service Manager****Subject: COMPRESSION CHECK ON HIGH PERFORMANCE ENGINES**

Low compression pressures obtained on GTO, 421-H.O., or 428-H.O. engines are not a valid indication of engine condition. Due to the long valve overlap period with camshafts used in these engines, compression pressure readings (at cranking speeds) as low as 120 PSI are considered normal.

An engine should not be condemned as faulty on the basis of these low compression pressures alone. The readings obtained from all eight cylinders should be taken and recorded. If the lowest cylinder is not less than 80% of the highest, the engine compression is probably okay.

If there is still some doubt, the engine may be tested using a cylinder leak tester. If leakage at TDC on the compression stroke is not over 20%, the cylinder is okay.

Compression pressures should be checked as follows:

1. Run engine until completely normalized - 15 minutes minimum.
2. Shut off engine and hook up primary tachometer.
3. Remove all spark plugs.
4. Disconnect coil tower lead at coil and ground to engine.
5. Block choke valve and throttle open fully.
6. Install compression tester in No. 1 spark plug hole and crank engine at least five compression strokes. Observe cranking speed and record highest pressure obtained.
7. Repeat for other cylinders. Be certain cranking speed is the same for each check (within 10 RPM) and is at least 150 RPM.
8. Take 80% of highest reading. If no other reading is below this figure, engine is probably okay.

(Con'd. Reverse Side)

If all readings are approximately equal and one or more are above the range, look for abnormal deposits or an improperly machined combustion chamber.

If all readings are approximately equal and one or more are below the range, look for leaks past rings, valves, or gaskets.

Squirt some oil into the low cylinder (about a teaspoonful) and turn engine over several times to distribute oil. Take another compression test on that cylinder. An increase in pressure over first reading indicates leakage past rings. If compression does not rise, valves or head gasket are leaking.

A low even reading on two adjacent cylinders indicates a cylinder head gasket leak.

If a cylinder leak tester is available, it should be used in place of a compression test. This test is more accurate and provides better information as to the cause of the leakage, and is not affected by throttle opening, cranking speed, or camshaft duration.

Cylinder leak test should be made as follows:

1. Perform steps 1 thru 5 of compression test procedure above (with exception of primary tachometer hook up in step 2).
2. Remove distributor cap.
3. Bring No. 1 cylinder up on compression stroke to TDC.
4. Install spark plug hole to air fitting adapter in No. 1 spark plug hole.
5. Test cylinder leakage using manufacturer's recommended procedure for each cylinder in firing order. (Be sure air pressure does not push piston down in cylinder during test.)

If a leakage of over 20% is found in one or more cylinders, check for cause by listening for air leak as follows:

- Air escaping thru carburetor indicates intake valve leak.
- Air escaping thru exhaust pipe indicates exhaust valve leak.
- Air escaping thru radiator (remove cap and look for bubbles) indicates head gasket or crack in block or head.
- Air escaping into crankcase (remove oil filler cap) indicates rings or pistons.
- High percentage of leakage between two adjacent cylinders indicates head gasket.

On low mileage cars where rings have not fully seated, it is possible to have higher than normal leakage into the crankcase. This should be taken into consideration when interpreting this test.

MODELS	3-SPEED HEAVY-DUTY				4-SPEED WIDE-RATIO				4-SPEED CLOSE-RATIO**				3-SPEED TURBO HYDRA-MATIC			
	Standard With:	Ratios: (1,2,3,R)	Shifter and Location	Avail. With:	Make:	Ratios: (1,2,3,4,R)	Shifter and Location	Avail. With:	Make:	Ratios: (1,2,3,4,R)	Shifter and Location	Avail. With:	Selector Ratios			Shifter and Location
													L (1)	S (1,2)	R (1,2,3)	
All	400	2.42:1 1.58:1 1.00:1	Hurst floor mtd. GTO Judge	400	Muncie	2.52:1 1.88:1 1.46:1 1.00:1	Hurst floor mtd. GTO Judge	Ram Air	400	2.20:1 1.64:1 1.28:1 1.00:1	Hurst floor mtd. GTO Judge	Ram Air	400	2.48:1 1.48:1 1.00:1	Hurst console mtd. G.P., avail. GTO Judge	column mtd. avail. all*
	Ram Air	Muncie	455	Ram Air	455	Muncie	GTO Judge	455	R.A. IV	Muncie	GTO Judge	455	R.A. IV	455	R.A. IV	all

ENGINE	MODEL	CLUTCH			
		Load (lbs.)	Plate O.D.—I.D. Thkness.	Eff. Area (sq. in.)	Press. Plate/Release Bearing
400	GTO G.P.	2350	10.4—6.5 .140	85.56	bent-finger diaphragm spring/sealed ball thrust
Ram Air	GTO Judge	2350	10.4—6.5 .140	85.56	
455	GTO G.P.	2450	11.0—6.5 .135	104.1	
Ram Air IV	GTO Judge	2350	10.4—6.5 .140	85.56	

ENGINE	MODEL	INDUCTION			EXHAUST			
		Type	Carburetion	Intake Manifold	Manifold Type	Exhaust Pipe, Muffler Type	Tailpipe	
400	GTO	dual intake—underhood	Quadra-Jet 4-bbl	cast iron	cast iron, low-restriction	dual 2-in. main with dual low-restriction	2.25-in. dual, chrome split outlets	
	G.P.	single intake—underhood					2.25-in. dual exhaust	
Ram Air	GTO Judge	outside air ram induction	Quadra-Jet 4-bbl	cast iron			performance dual system on GTO	2.25-in. dual, chrome split outlets
455	GTO	dual intake—underhood	Quadra-Jet 4-bbl	cast iron			2.25-in. dual, chrome split outlets	
	G.P.	2.25-in. dual exhaust						
Ram Air IV	GTO Judge	outside air ram induction	Quadra-Jet 4-bbl	aluminum			cast iron, straight-runner	2.25-in. dual, chrome split outlets


ENGINE	MODEL	PIS-TONS Material & Type	RINGS			RODS & BEAR-INGS	CRANKSHAFT (Nodular Iron)		CAPAC-ITIES Coolant (Oil)	FAN	
			Compression #1	Oil #2	Oil #3		Main Bearings	Bearing Caps			
400	GTO G.P.	cast aluminum alloy	re-verse twist barrel-faced moly filled	re-verse twist tapered moly filled	two chrome-plated rails, with slotted stainless steel expander	Arma-steel rods	Moraine 400-A #1, 2, 3, 4 lower	Armasteel 4-bolt (man.) alloy iron 2-bolt (auto.)	18.3 qts. (5)	19" dia. 5-blade power flex	
Ram Air	GTO Judge						wobble ground (dual cam)	Moraine 400-A #1, 2, 3, 4 upper and lower	Armasteel 4-bolt		18.3 qts. (5)
455	GTO G.P.						Moraine 400-A all except #5 upper	Armasteel 4-bolt	17.5 qts. (5)		
Ram Air IV	GTO Judge						forged aluminum alloy	Moraine 400-A #1, 2, 3, 4 upper and lower	18.3 qts. (5)		

THE GTO ASSOCIATION OF CENTRAL OHIO
invites you to attend the

7th Annual
ALL PONTIAC

INDIAN UPRISING

SHOW'um • SWAP'um



DASH PLAQUES

JUNE 15, 1991

AT **DENNIS**
PONTIAC

Sponsored By


2900 MORSE ROAD
COLUMBUS, OHIO 43231

REGISTRATION 8:00 - 12:00
SHOW JUDGING 12:00 - 5:00
SWAP MEET All Day

NO ALCOHOLIC BEVERAGES PLEASE

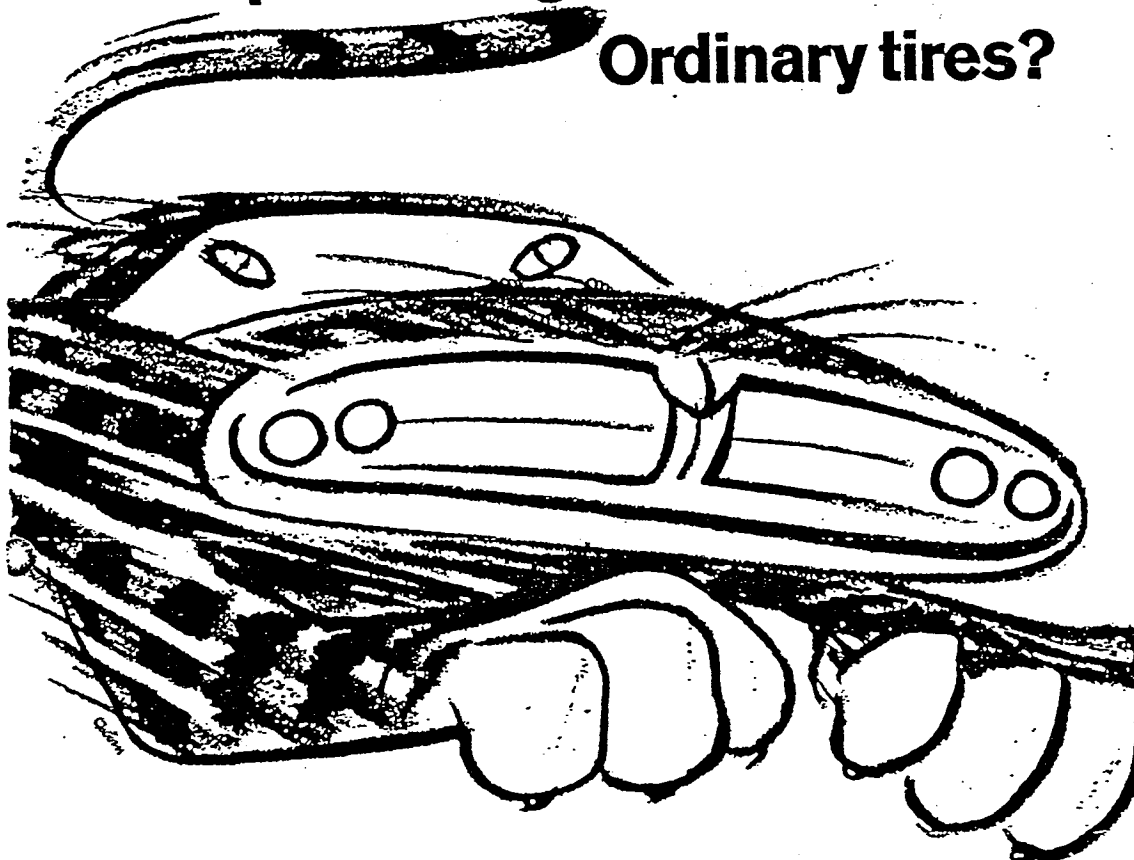
For more information call: 614/927-5302 or write to:

The GTO Association of Central Ohio, P.O. Box 215, Lithopolis, OH 431



What did you expect Pontiac to put on a tiger?

Ordinary tires?



A tiger's entitled to something special:

A set of tiger paws.

And that's exactly what Pontiac went out and got for it.

The tiger, of course, is Pontiac's new GTO. The wildest thing in Detroit. The one that's getting the raves in the road and track magazines.

The tiger's paw is the new U.S. Royal Super-Safety 800. The one that's been picked by Pontiac as standard equipment for the GTO.

Here's what the tiger's paw has done, in special tests for safety and durability:

100 miles at 120 miles per hour without a failure. 17,000 miles at 83 miles per hour, 16 hours a day, without a failure. (Of course, you could expect to get much more mileage under normal driving conditions.)

It has a construction that's taken 300° temperature build-ups without flinching. And that's well above what it's ever likely to run into, even after

a whole day's driving on the turnpike on a hot summer's day with the whole family in the car and the trunk loaded with luggage. (Whew!)

The tiger's paw is sure-footed at high speeds. It corners nimbly and quickly. It gives you a nice sense of stability when you're taking a curve.

If you do a lot of turnpike driving, then you ought to have a set of tiger paws under you.

You'll find them at U.S. Royal tire dealers.

Rarin' to go.

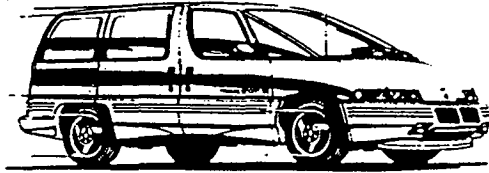
U.S. Royal®
60's Royal Super-Safety 800

This advertisement appears in "Life," "Saturday Evening Post," "Newsweek" and "Sports Illustrated."

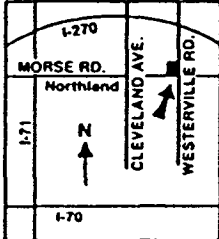
The monthly parts (for sale and or needed) section is free of charge for GTOACO members. If you have an ad you would like to be run please send it (preferably typed) to Jim Evans 13791 Cable Rd, Pataskala, OH 43062.

DENNIS PONTIAC

- SALES
- SERVICE
- PARTS • LEASING
- BODY SHOP




Mr. Goodwrench



471-2900

2900 MORSE RD.



The Paw Prints

Jim Evans
13791 Cable Road
Pataskala, OH 43062
614/927-5302